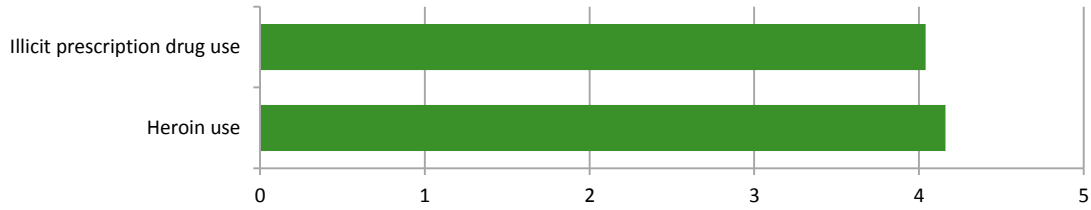


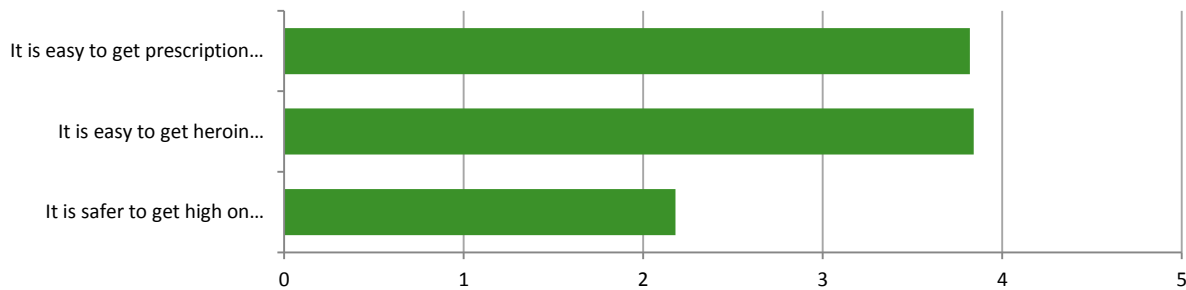
Prescription Drug and Heroin Survey Results

Q1: In your opinion, how serious is the problem of illicit prescription drug and heroin use in Marshfield?



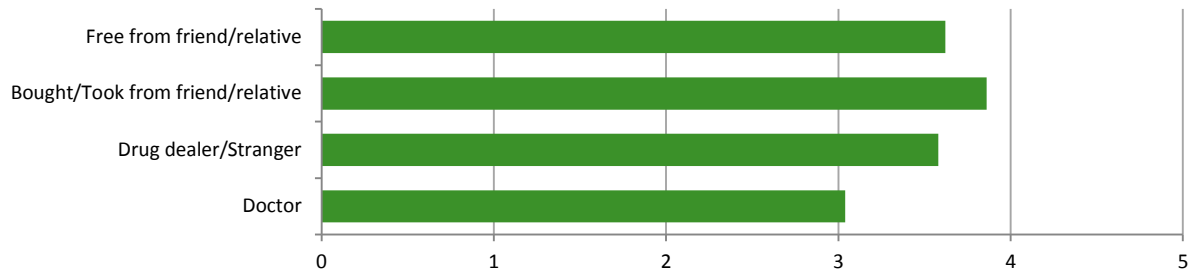
	Not a Problem	Minor Problem	Moderate Problem	Serious Problem	Not Sure	Total	Weighted Average
Illicit prescription drug use	0.91% 4	8.45% 37	40.41% 177	41.31% 181	8.90% 39	438	4.04
Heroin use	0.91% 4	8.68% 38	32.42% 142	50.00% 219	7.99% 35	438	4.16

Q2: Please indicate whether you agree or disagree with the following questions:



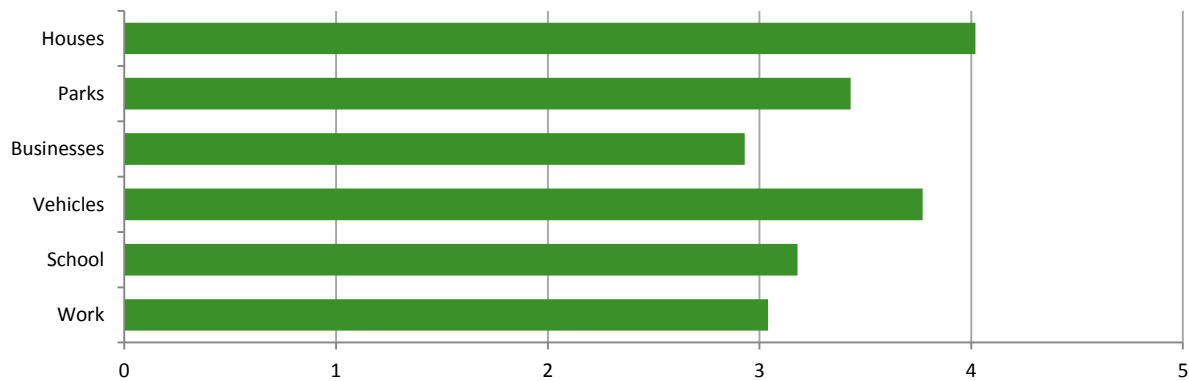
	Strongly Disagree	Disagree	Neutral	Agree	Strongly Agree	Total	Weighted Average
It is easy to get prescription drugs for illicit use in Marshfield.	1.83% 8	3.88% 17	26.03% 114	47.03% 206	21.23% 93	438	3.82
It is easy to get heroin in Marshfield	0.68% 3	3.88% 17	29.22% 128	43.15% 189	23.06% 101	438	3.84
It is safer to get high on prescription drugs than heroin.	34.93% 153	28.08% 123	23.06% 101	11.87% 52	2.05% 9	438	2.18

Q3: How frequently do you think people get prescription drugs for illicit use in Marshfield from each of the following?



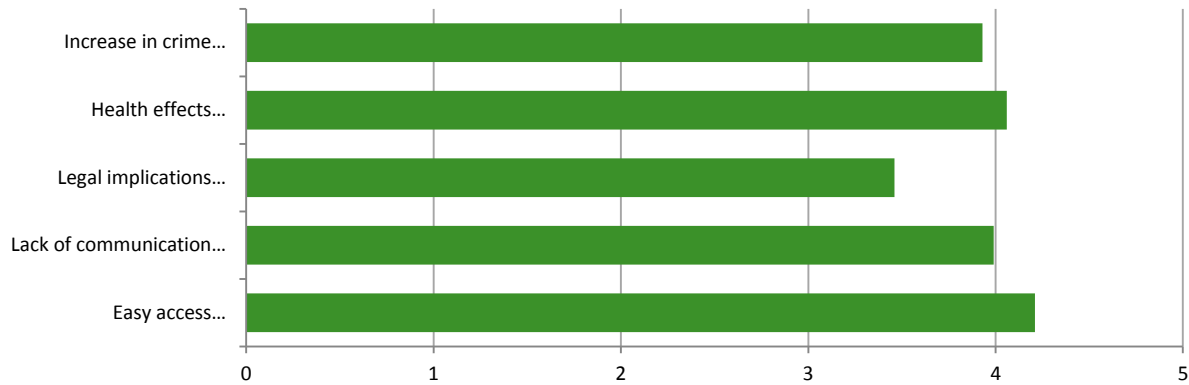
	Never	Rarely	Sometimes	Very Often	Always	Don't Know	Total	Weighted Average
Free from friend/relative	0.46% 2	3.42% 15	29.91% 131	49.32% 216	4.79% 21	12.10% 53	438	3.62
Bought/Took from friend/relative	0.46% 2	1.37% 6	17.81% 78	61.42% 269	9.13% 40	9.82% 43	438	3.86
Drug dealer/Stranger	0.91% 4	7.08% 31	30.14% 132	40.18% 176	10.05% 44	11.64% 51	438	3.58
Doctor	4.79% 21	21.46% 94	34.47% 151	25.57% 112	4.34% 19	9.36% 41	438	3.04

Q4: How frequently do you think people use illicit prescription drugs in Marshfield at each of the following locations?



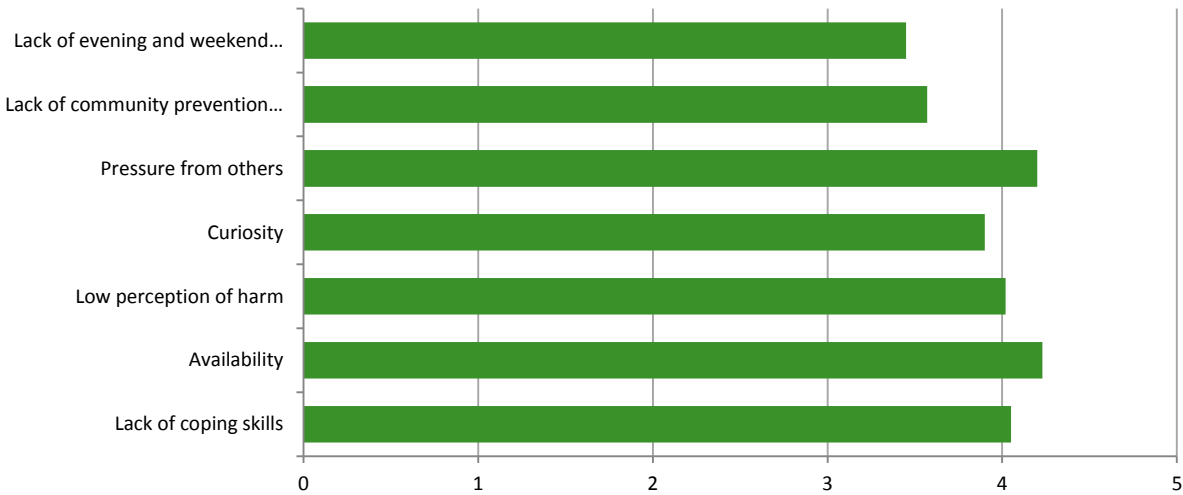
	Never	Rarely	Sometimes	Very Often	Always	Don't Know	Total	Weighted Average
Houses	0.46% 2	1.37% 6	10.73% 47	61.64% 270	16.89% 74	8.90% 39	438	4.02
Parks	0.91% 4	7.53% 33	37.44% 164	37.21% 163	4.79% 21	12.10% 53	438	3.43
Businesses	1.37% 6	24.43% 107	40.64% 178	14.616% 64	3.42% 15	15.53% 68	438	2.93
Vehicles	0.68% 3	2.97% 13	22.60% 99	52.05% 228	10.50% 46	11.19% 49	438	3.77
School	1.60% 7	13.24% 58	44.52% 195	25.34% 111	3.65% 16	11.64% 51	438	3.18
Work	1.60% 7	17.81% 78	46.58% 204	18.26% 80	3.20% 14	12.56% 55	438	3.04

Q5: How concerned are you with each of the following regarding the use of illicit prescription drugs in the Marshfield community?



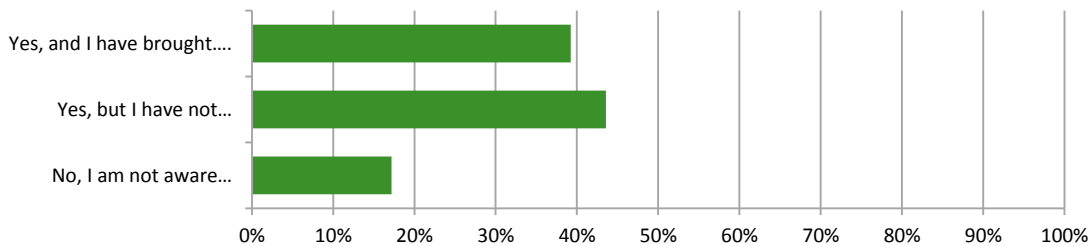
	Not Concerned	Slightly Concerned	Somewhat Concerned	Moderately Concerned	Extremely Concerned	Total	Weighted Average
Increase in crime and violence in Marshfield	4.79% 21	6.39% 28	17.58% 77	33.11% 145	38.13% 167	438	3.93
Health effects (physical and mental) of using illicit prescription drugs	3.20% 14	4.79% 21	16.44% 72	33.79% 148	41.78% 183	438	4.06
Legal implications for individual if they are caught with/using prescription drugs	10.27% 45	12.10% 53	22.52% 103	29.68% 130	24.43% 107	438	3.46
Lack of communication between youth and adults regarding the use of illicit prescription drugs	2.97% 13	5.71% 25	20.09% 88	31.51% 138	39.73% 174	438	3.99
Easy access to illicit prescription drugs	1.83% 8	4.79% 21	13.24% 58	30.37% 133	49.77% 218	438	4.21

Q6: On a scale of 1 (not important) to 5 (very important), please tell us how much you think each of the following contributes to illicit prescription drug use in Marshfield?



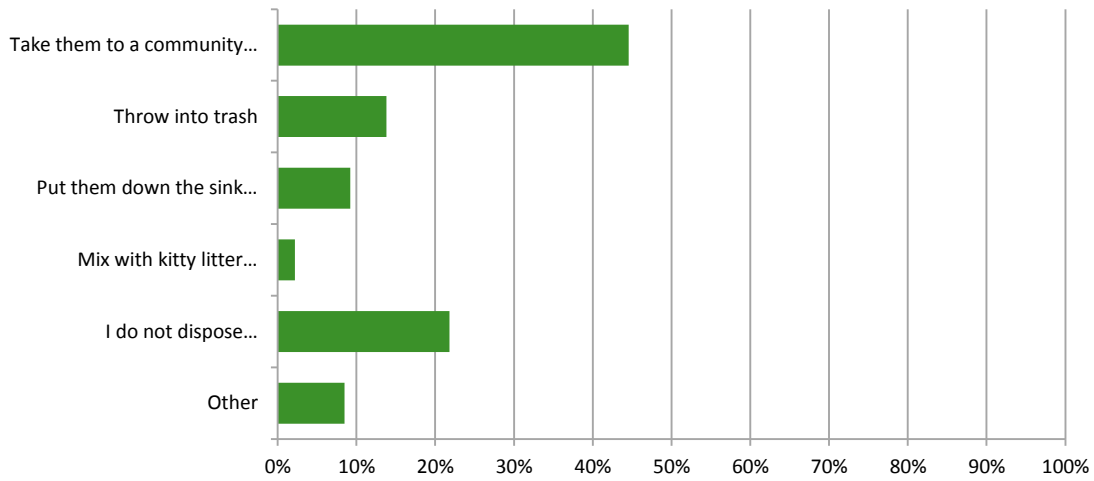
	1 (not important)	2 (slightly important)	3 (moderately important)	4 (important)	5 (very important)	Don't Know	Total	Weighted Average
Lack of evening and weekend activities	8.87% 37	14.63% 61	23.98% 100	25.42% 106	25.18% 105	1.92% 8	417	3.44
Lack of community prevention programs	4.80% 20	15.59% 65	24.22% 101	25.90% 108	27.34% 114	2.16% 9	417	3.57
Pressure from others	1.92% 8	3.84% 16	15.83% 66	27.82% 116	49.16% 205	1.44% 6	417	4.20
Curiosity	1.20% 5	6.47% 27	22.54% 94	39.33% 164	29.02% 121	1.44% 6	417	3.90
Low perception of harm	2.16% 9	6.95% 29	16.07% 67	32.37% 135	38.85% 162	3.60% 15	417	4.02
Availability	0.72% 3	2.64% 11	15.83% 66	30.70% 128	44.84% 187	5.28% 22	417	4.23
Lack of coping skills	1.68% 7	5.52% 23	20.14% 84	25.18% 105	41.25% 172	6.24% 26	417	4.05

Q7: Are you aware of the prescription drug collection site at Marshfield Police Department?



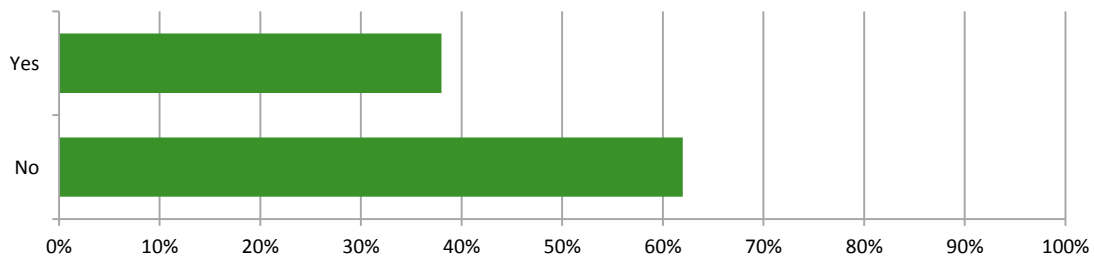
Answer Choices	Responses
Yes, and I have brought unused/expired prescriptions to dispose of	38.85% 162
Yes, but I have not utilized the drop box	43.88% 183
No, I am not aware of the prescription take back box	17.27% 72
Total	417

Q8: In general, how do you dispose of your unused/expired prescription drugs?



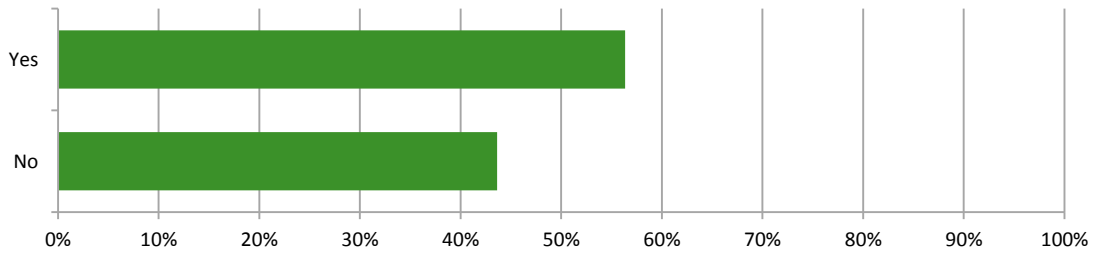
Answer Choices	Responses	
Take them to a community take back event or permanent prescription drug collection box at Marshfield Police Department	44.84%	187
Throw into trash	13.67%	57
Put them down the sink or toilet	9.35%	39
Mix with kitty litter/coffee grounds and throw into trash	2.16%	9
I do not dispose of them/hang onto them	21.58%	90
Other (specify in the box below)	8.39%	35
Total		417

Q9: Are you aware of treatment and recovery options in the Marshfield area for people who use illicit prescription drugs?



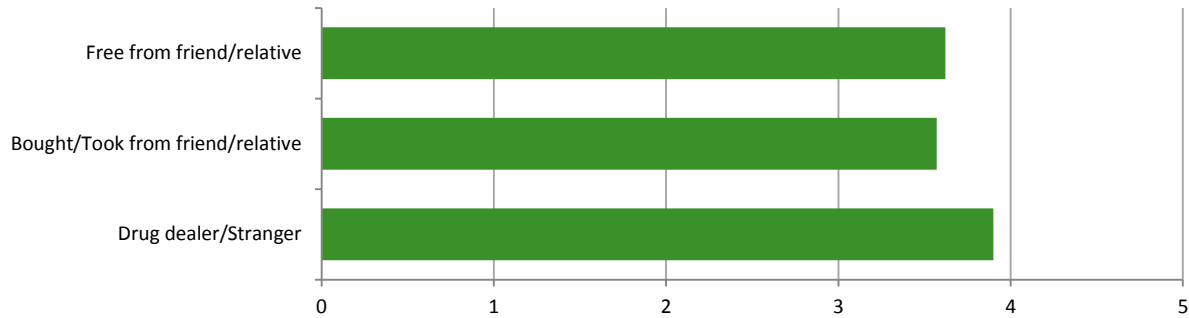
Answer Choices	Responses	
Yes	37.89%	158
No	62.11%	259
Total		417

Q10: Within the past three or four months, have you read or heard any media messages about the dangers of illicit prescription drug use in the Marshfield area?



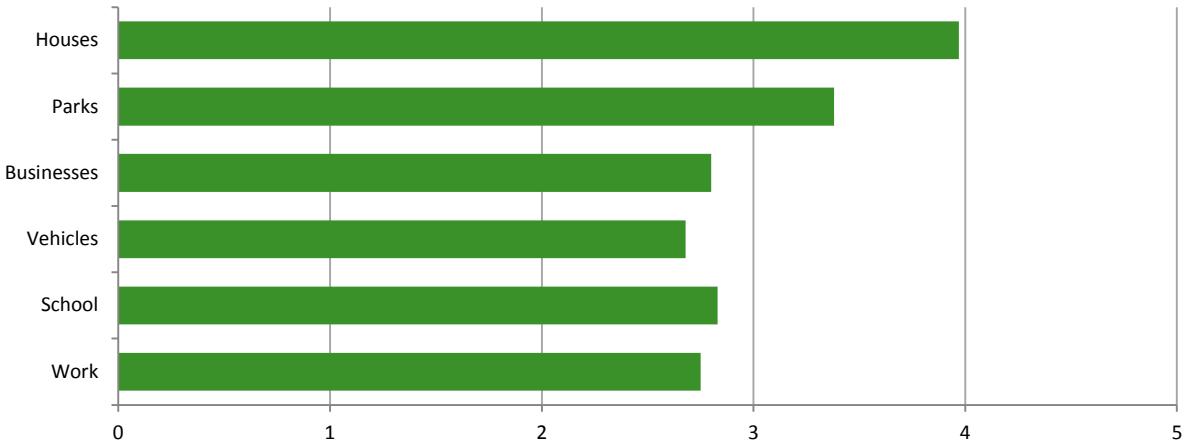
Answer Choices	Responses	
Yes	56.35%	235
No	43.65%	182
Total		417

Q11: How frequently do you think people get heroin in Marshfield from each of the following?



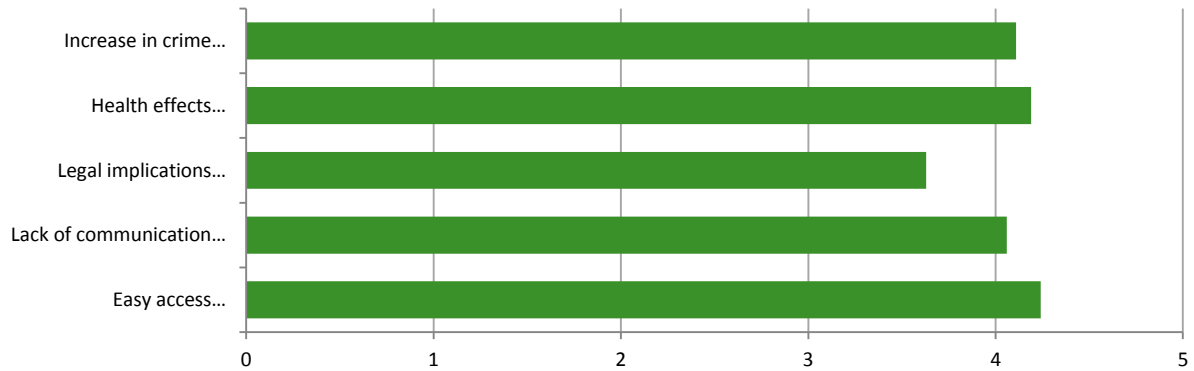
	Never	Rarely	Sometimes	Very Often	Always	Don't Know	Total	Weighted Average
Free from friend/relative	2.74% 11	21.70% 87	37.66% 151	22.69% 91	2.24% 9	12.97% 52	401	3.00
Bought/Took from friend/relative	0.75% 3	6.98% 28	29.43% 116	43.64% 175	7.48% 30	11.72% 47	401	3.57
Drug dealer/Stranger	0.50% 2	3.24% 13	19.20% 77	48.88% 196	17.96% 72	10.22% 41	401	3.90

Q12: How frequently do you think people use heroin in Marshfield at each of the following locations?



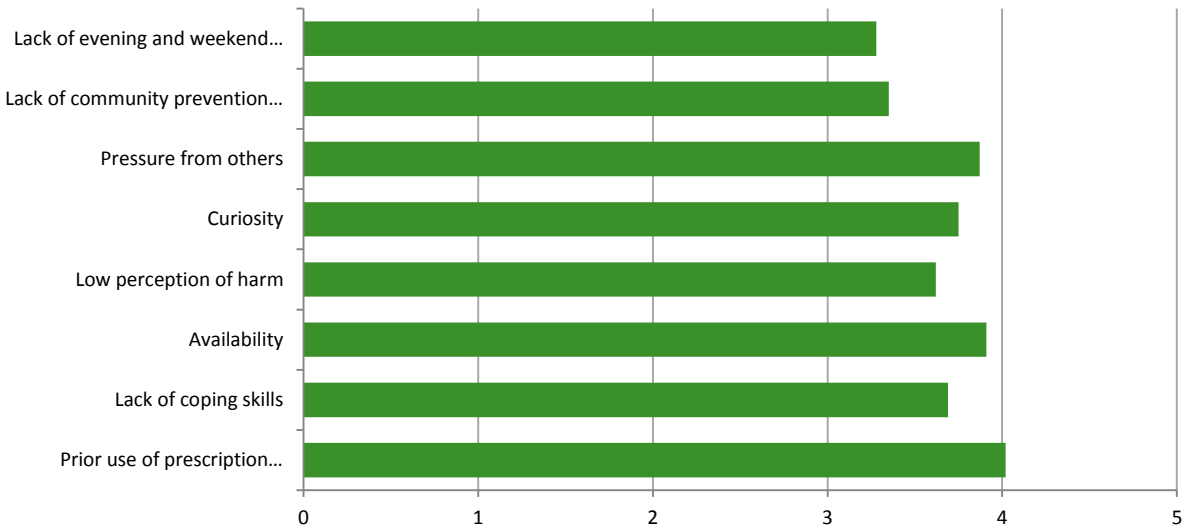
	Never	Rarely	Sometimes	Very Often	Always	Don't Know	Total	Weighted Average
Houses	0.50% 2	1.75% 7	13.72% 55	57.61% 231	15.71% 63	10.72% 43	401	3.97
Parks	1.25% 5	9.48% 38	36.16% 145	34.66% 139	5.24% 21	13.22% 53	401	3.38
Businesses	2.74% 11	29.68% 119	36.41% 146	10.97% 44	3.74% 15	16.46% 66	401	2.80
Vehicles	0.75% 3	4.74% 19	24.69% 99	48.63% 195	8.73% 35	12.47% 50	401	3.68
School	2.74% 11	27.93% 112	37.91% 152	12.97% 52	2.99% 12	15.46% 62	401	2.83
Work	2.99% 12	32.42% 130	35.16% 141	10.47% 42	3.24% 13	15.71% 63	401	2.75

Q13: On a scale of 1 (not at all important) to 5 (very important), please tell us how much you think each contributes to heroin use in Marshfield?



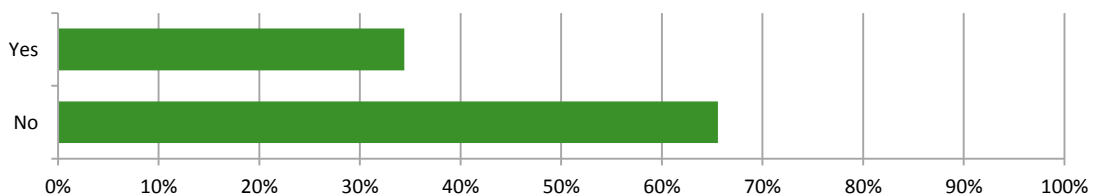
	1 (not important)	2 (slightly important)	3 (moderately important)	4 (important)	5 (very important)	Don't Know	Total	Weighted Average
Increase in crime and violence in Marshfield	3.24% 13	5.49% 22	14.96% 60	27.20% 108	46.38% 186	2.99% 12	401	4.11
Health effects (physical and mental) of heroin use	3.24% 13	4.99% 20	14.21% 57	22.94% 92	51.62% 207	2.99% 12	401	4.18
Legal implications for individual if they are caught with/using heroin	7.98% 32	8.98% 36	23.94% 96	25.44% 102	30.42% 122	3.24% 13	401	3.63
Lack of communication between youth and adults regarding heroin use	2.74% 11	5.24% 21	17.21% 69	29.68% 119	42.14% 169	2.99% 12	401	4.06
Easy access to heroin	1.50% 6	2.99% 12	15.46% 58	26.93% 108	47.38% 190	6.73% 27	401	4.24

Q14: In your opinion, how much do you think each of the following factors contribute to heroin use in Marshfield?



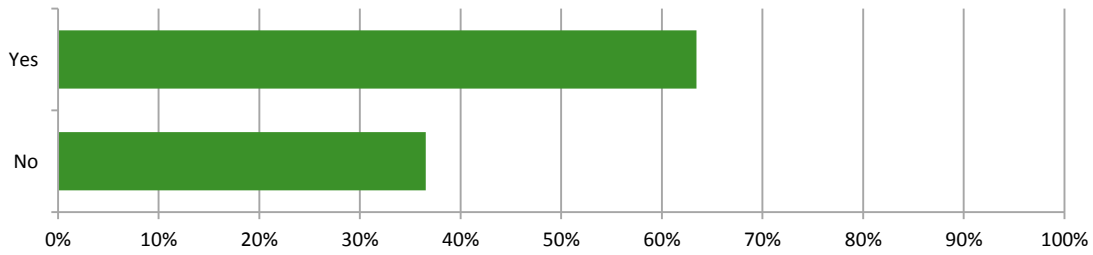
	Never	Rarely	Sometimes	Very Often	Always	Don't Know	Total	Weighted Average
Lack of evening and weekend activities	3.24% 13	17.21% 69	38.15% 153	27.43% 110	11.72% 47	2.24% 9	401	3.28
Lack of community prevention programs	2.74% 11	14.71% 59	38.15% 153	29.93% 120	11.97% 48	2.49% 10	401	3.35
Pressure from others	1.25% 5	2.74% 11	22.69% 91	52.37% 210	19.20% 77	1.75% 7	401	3.87
Curiosity	0.75% 3	2.74% 11	31.17% 125	49.88% 200	14.21% 57	1.25% 5	401	3.75
Low perception of harm	1.25% 5	11.22% 45	26.93% 108	43.14% 173	15.71% 63	1.75% 7	401	3.62
Availability	0.75% 3	2.99% 12	21.95% 88	47.38% 190	21.70% 87	5.24% 21	401	3.91
Lack of coping skills	2.49% 10	7.48% 30	26.68% 107	39.65% 159	20.20% 81	3.49% 14	401	3.70
Prior use of prescription pain killers (i.e. OxyContin, Vicodin)	1.00% 4	2.00% 8	19.20% 77	45.14% 181	28.43% 114	4.24% 17	401	4.02

Q15: Have you heard or read anything about treatment and recovery options in the Marshfield area for people who use heroin?



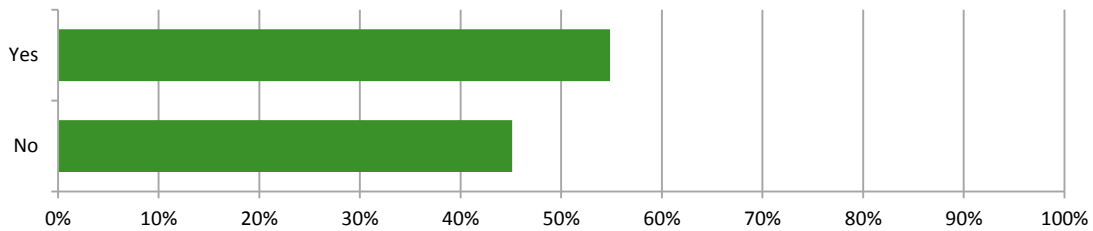
Answer Choices	Responses
Yes	34.41% 138
No	65.59% 263
Total	401

Q16: Within the past three or four months, have you read or heard any media messages about the dangers of heroin use in the Marshfield area?



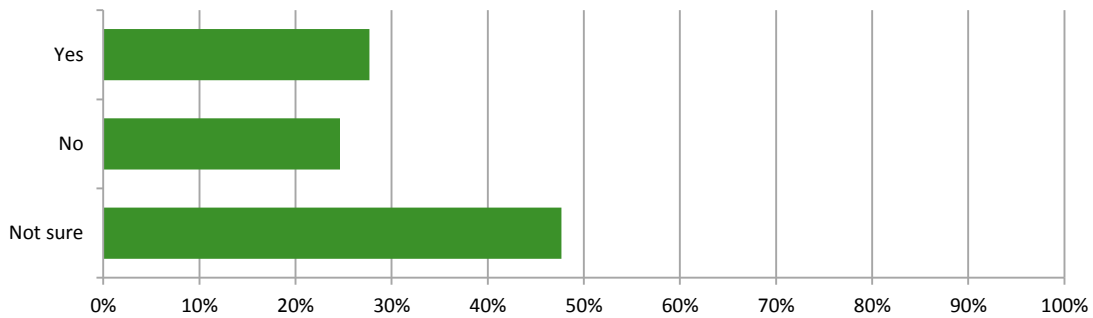
Answer Choices	Responses	
Yes	63.45%	250
No	36.55%	144
Total		394

Q17: Have you heard or read anything about a prescription medication to prevent narcotic overdose and death?



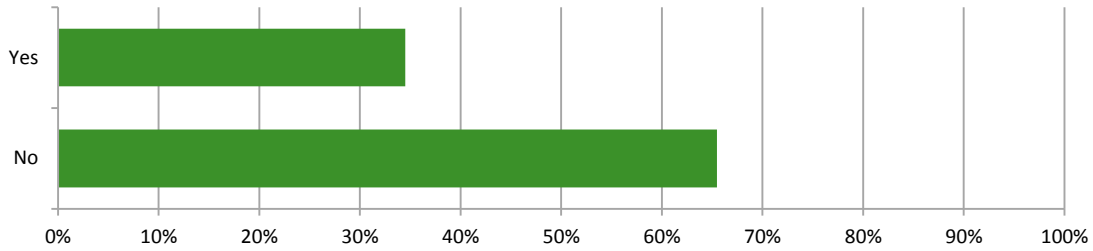
Answer Choices	Responses	
Yes	54.82%	216
No	45.18%	178
Total		394

Q18: In your opinion, does administering this medication increase illicit drug use?



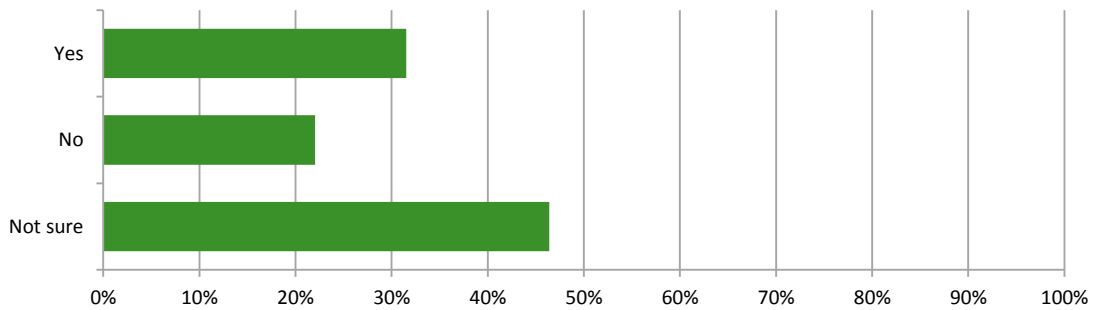
Answer Choices	Responses	
Yes	27.92%	110
No	24.37%	96
Not sure	47.72%	188
Total		394

Q19: Have you heard or read anything about needle exchange programs for drug addiction?



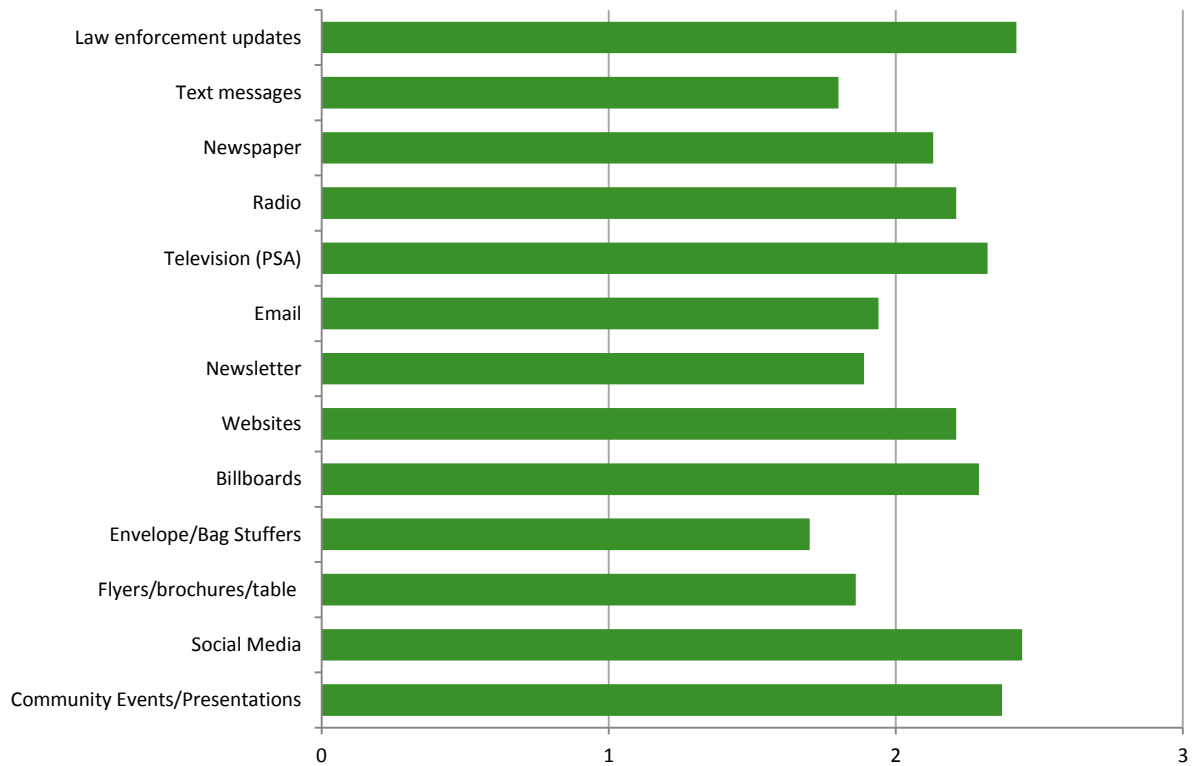
Answer Choices	Responses	
Yes	34.52%	136
No	65.48%	258
Total		394

Q20: In your opinion, are needle exchange programs an effective way to improve community health?



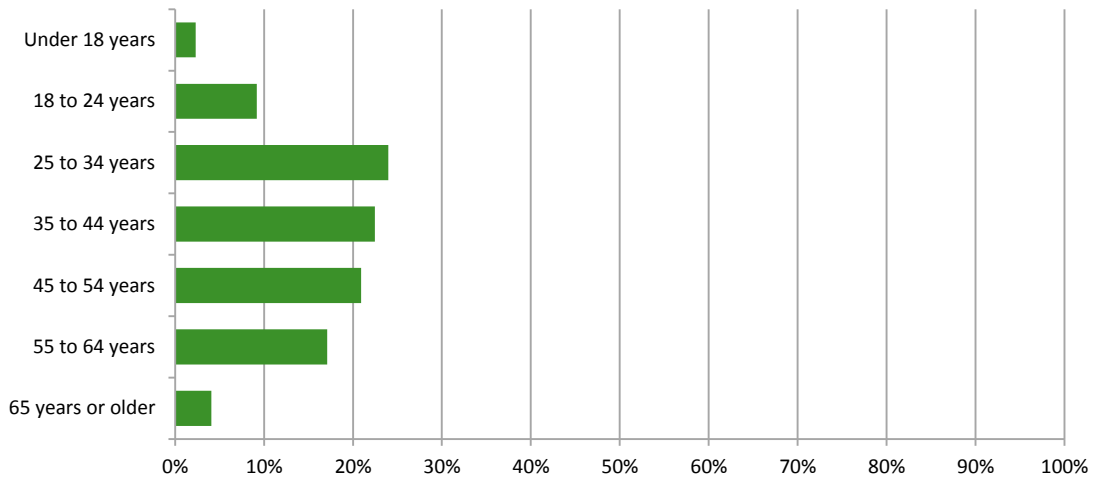
Answer Choices	Responses	
Yes	31.47%	124
No	22.08%	87
Not sure	46.45%	183
Total		394

Q21: How useful would each of the following be to you to learn more about prescription drugs and heroin use?



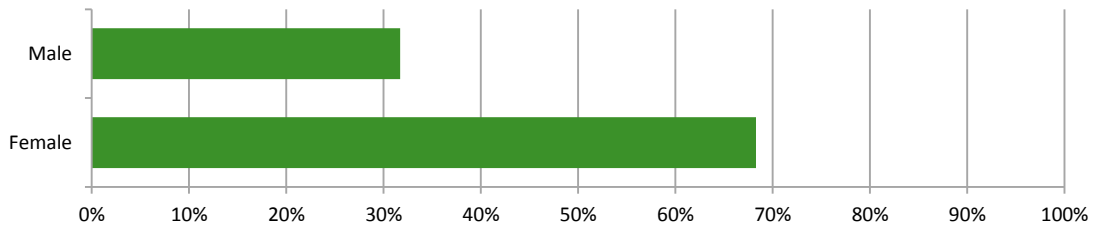
	Not useful	Some impact	Useful	Total	Weighted Average
Law enforcement updates	8.63% 34	40.26% 159	51.02% 201	394	2.42
Text messages	42.13% 166	35.64% 139	22.59% 89	394	1.80
Newspaper	20.81% 82	44.87% 178	34.01% 134	394	2.13
Radio	15.48% 61	48.46% 191	36.04% 142	394	2.21
Television (Public Service Announcement)	13.20% 52	41.54% 164	45.18% 178	394	2.32
Email	30.96% 122	43.85% 172	25.38% 100	394	1.94
Newsletter	34.01% 134	43.08% 170	22.84% 90	394	1.89
Websites	16.75% 66	45.38% 178	38.07% 150	394	2.21
Billboards	12.69% 50	45.38% 178	42.13% 166	394	2.29
Envelope/Bag Stuffers	43.65% 172	43.33% 170	13.20% 52	394	1.70
Flyers/brochures/table tents/poster	33.25% 131	47.95% 189	18.78% 74	394	1.86
Social Media (i.e., Facebook, Twitter)	12.44% 49	30.77% 122	56.60% 223	394	2.44
Community Events/Presentations	9.14% 36	44.36% 176	46.19% 182	394	2.37

Q22: What is your age?



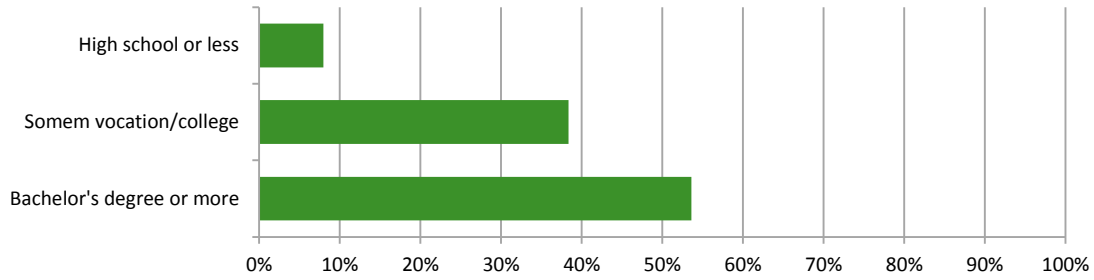
Answer Choices	Responses	
Under 18 years	2.30%	9
18 to 24 years	9.18%	36
25 to 34 years	23.98%	94
35 to 44 years	22.45%	88
45 to 54 years	20.92%	82
55 to 64 years	17.09%	67
65 years or older	4.08%	16
Total		392

Q23: What is your gender?



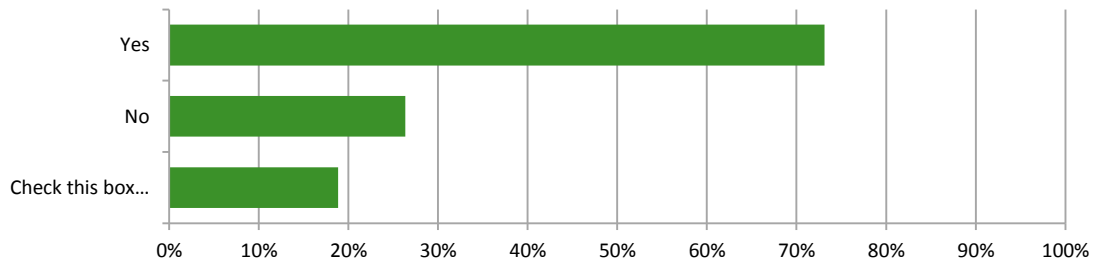
Answer Choices	Responses	
Male	31.88%	124
Female	68.12%	265
Total		389

Q24: What is the highest level of education you have completed?



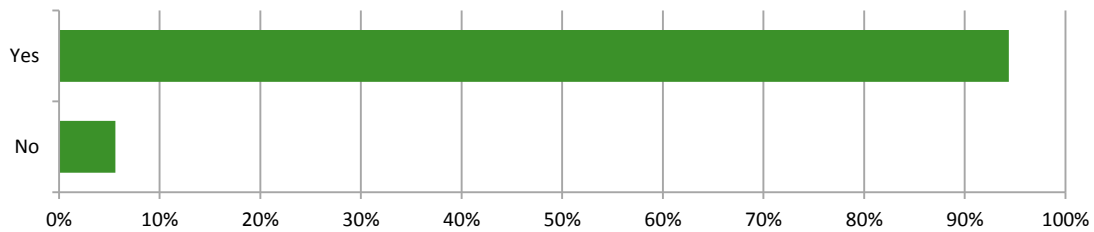
Answer Choices	Responses	
High school or less	8.16%	32
Some vocational/college	38.01%	149
Bachelor's degree or more	53.83%	211
Total		392

Q25: Are you a parent and/or guardian?



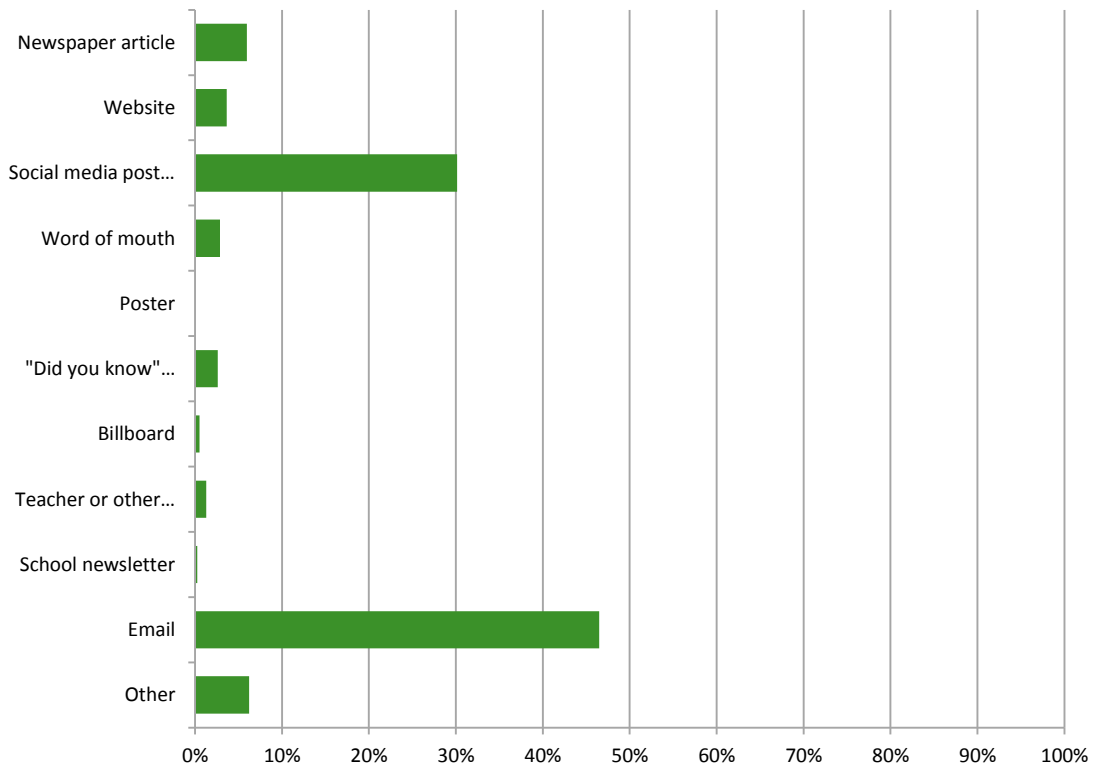
Answer Choices	Responses	
Yes	72.89%	284
No	26.60%	102
Check this box if you have any dependent under the age of 18	18.93%	74
Total		391

Q26: Do you live in or within 20 miles of Marshfield?



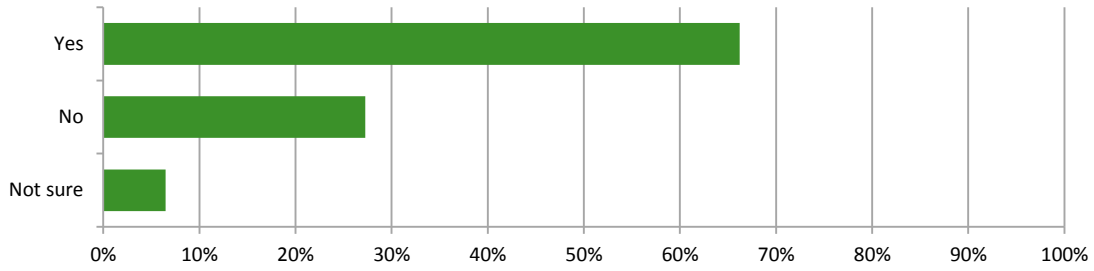
Answer Choices	Responses	
Yes	94.39%	370
No	5.61%	22
Total		392

Q27: How did you hear about this survey?



Answer Choices	Responses	
Newspaper article	5.91%	23
Website	3.60%	14
Social media post (i.e. Facebook, Twitter)	29.82%	116
Word of mouth	2.83%	11
Poster	0.00%	0
"Did you know" fact card	3.08%	12
Billboard	0.51%	2
Teacher or other school staff	1.29%	5
School newsletter	0.26%	1
Email	46.27%	180
Other (indicate below)	6.43%	25
Total		389

Q28: Have you heard about the Marshfield Area Coalition for Youth (MACY)?



Answer Choices	Responses	
Yes	66.32%	258
No	27.25%	106
Not sure	6.43%	25
Total		389